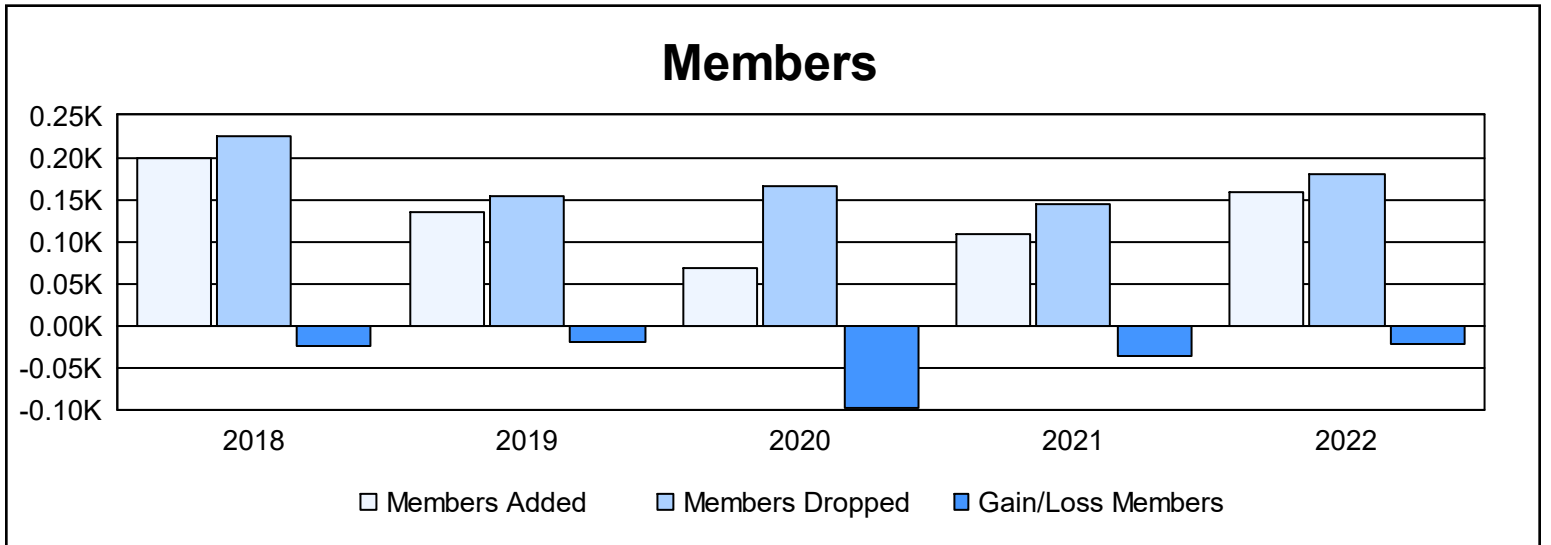
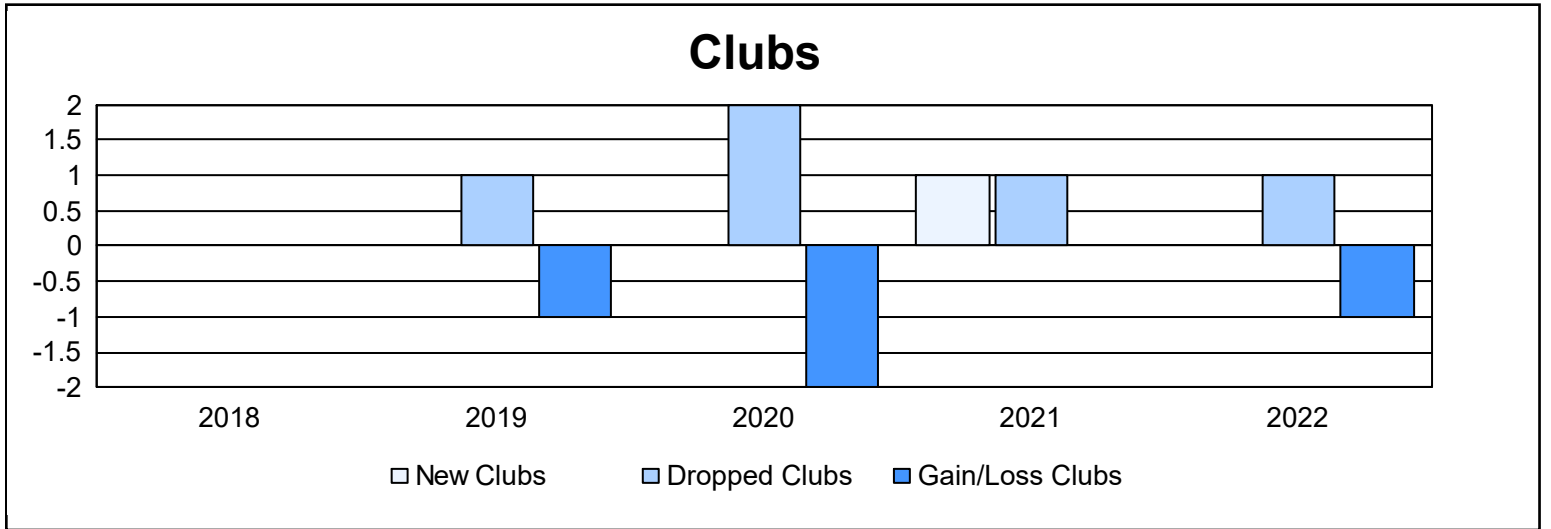
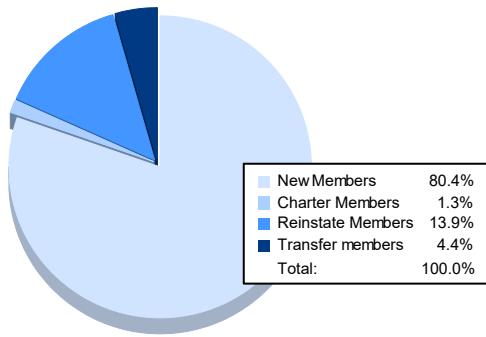


Year	New Clubs	Dropped Clubs	Gain/ Loss Clubs	New Members	Charter Members	Reinstate Members	Transfer Members	Total Member Added	Total Members Dropped	Gain/ Loss Members
2017-2018	0	0	0	165	6	23	6	200	224	-24
2018-2019	0	1	-1	118	0	8	9	135	154	-19
2019-2020	0	2	-2	60	0	2	6	68	166	-98
2020-2021	1	1	0	56	46	4	3	109	145	-36
2021-2022	0	1	-1	127	2	22	7	158	180	-22
<b>Average</b>	<b>0</b>	<b>1</b>	<b>-1</b>	<b>105</b>	<b>11</b>	<b>12</b>	<b>6</b>	<b>134</b>	<b>174</b>	<b>-40</b>



### Membership Composition June 2022 Cumulative



### Gender Composition June 2022 Cumulative

